

# AUDITORY LEARNERS


Allegra Dishner

Student Success Center

# What is an Auditory Learner?

- A learner who depends on hearing and speaking as their primary method of learning
- A learner who is more likely to remember more information accurately when it is delivered orally

Fun Fact: Auditory learners make up 30% of the population.



# Traits of an Auditory Learner

## Characteristics

- Enjoy talking
- Talk to themselves out loud
- Enjoy reading aloud and listening to stories
- Enjoy music
- Good at remembering names
- Memorizes information by repeating it out loud
- Whisper the words on a page as they read
- Talk while writing
- Enjoy oral discussions, working in groups, and giving oral presentations
- Hums or sings often
- Likes to discuss ideas they don't immediately understand
- Has a well-developed vocabulary

## Difficulties

- Struggles to read body language and facial expressions
- Has difficulty being quiet for extended periods of time
- Struggles to follow written directions
- Read slowly
- Has trouble when interpreting complicated graphs, maps, or diagrams
- Easily distracted by background noise
- Has the potential to disrupt other learners
- Struggles to complete lengthy written assignments

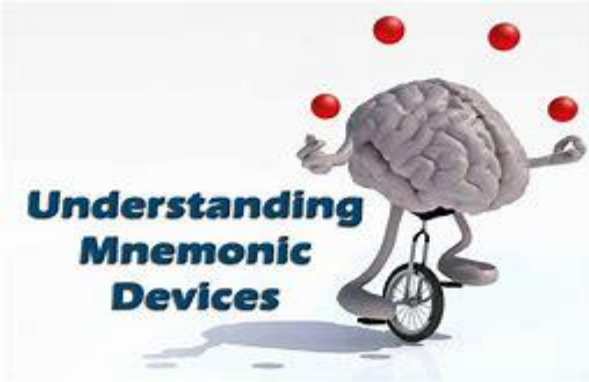




# In-Class Tips for Auditory Learners

1. Record lessons to help fill in the gaps in your notes.
2. Choose a seat in the classroom that gives you optimum hearing.
3. Join in the class discussions and ask questions about things you do not understand. It will increase your ability to remember the information.
4. Auditory learners love to talk, so try to distance yourself from friends you'll be tempted to talk to during class. This will limit distractions.
5. When you are given an option of how to do an assignment, pick options that allow you to talk like giving a speech, giving a presentation, debating a topic, creating a song, etc.
6. Listen carefully to each lesson and try to write down key points to review later.





# Study Tips for Auditory Learners

## Mnemonic Devices



### Acronym Mnemonics

#### Examples:

- For the order of operations, **PEMDAS/Please Excuse My Dear Aunt Sally** stands for: **P**arentheses, **E**xponents, **M**ultiplication, **D**ivision, **A**ddition, and **S**ubtraction.
- For the classification of living beings/taxonomy, **Kings Play Cards on Fairly Good Soft Velvet** stands for: **K**ingdom, **P**hylum, **C**lass, **O**rders, **F**amily, **G**enus, **S**pecies, and **V**ariety
- For the nerves in the body, **On Old Olympus' Towering Tops, A Finn And German Viewed Some Hops** stands for: **O**lfactory, **O**ptic, **O**culomotor, **T**rochlear, **T**rigeminal, **A**bducens, **F**acial, **A**coustic, **G**lossopharyngeal, **V**agus, **S**pinal Accessory, and **H**ypoglossal.

### Rhyme Mnemonics

#### Examples:

- For the number of days in each month, remember:  
30 days hath September, April, June and November.  
All the rest have 31  
Except February my dear son.  
It has 28 and that is fine.  
But in Leap Year it has 29.
- For remembering how to write numbers:  
Across the sky and down from heaven,  
That's the way to make a seven!  
-and-  
Straight line down, then around with a grin.  
That's the way to make a ten!

### Chunking Mnemonics

#### Examples:

- Phone Numbers – Most people wouldn't memorize 3049290346, but instead chunk it to remember it as 304-929-0346.
- Social Security Numbers - Most don't memorize 235893508, but instead chunk it to remember it as 235-89-3508.
- Credit Card Number – Most don't memorize 4149730012504971, but instead chunk it to remember it as 4149 – 7300 - 1250 – 4971.

# More Study Tips for Auditory Learners

- Repeat information you've learned back to yourself out loud to help retain information.
- Make an audio recording of your study notes and listen to them while driving, working out, etc.
- Try teaching the material you are learning to a study partner or friend.
- Repeat facts with your eyes closed.
- Join a study group.
- Ask someone to quiz you orally about what you are studying.



# Reading Notes for Auditory Learners

When completing assigned reading in your textbook, follow these steps:

1

- Divide your assigned reading into sections.

2

- Read each section and record a short burst of sentences that explain the topic you just read about.

3

- Repeat this process for all sections of the assigned text.

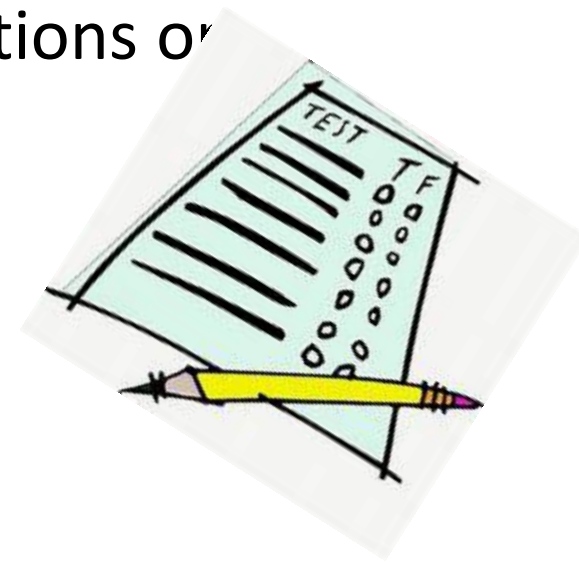
4

- When it is time to study, listen to the recordings you have made!



# Test Taking Strategies for Auditory Learners

- Ask for clarification if you don't understand written directions or questions.
- Imagine yourself talking to your professor and answering the question, then write it down.



**Best Test Type:** Written responses; oral exams

**Worst Test Type:** Reading passages and writing answers in a timed test





## Audacity

Audacity is an easy-to-use, multi-track audio editor and recorder for Windows, macOS, GNU/Linux and other operating systems. Audacity is free, open source software.



## NaturalReader

NaturalReader converts text, PDF, and 20+ formats into spoken audio so you can listen to your documents, ebooks, and school materials anytime, anywhere



## ReadPlease

Offers full support for all Microsoft voices, reads text via Windows clipboard from any program and has adjustable voice speed. It also features:

- Reads text via Windows clipboard from any program (copy/paste)
- Control reading from system tray
- Reads e-mail emoticons
- Adjustable voice speed (rate)
- Low vision color option

## Midomi



This unique search engine is powered by sound, not text. For example, you can find the music you're looking for by singing, humming or whistling ten seconds of the tune.

# Apps for Auditory Learners



Create multiple mind maps on one page, page size is unlimited, and you can even add images, video, and voice memos.