

Schedule Builder

Map Out a Great Spring Schedule!

Presented by the Student Success Center and
Student Support Services (TRIO)

SEE YOUR ADVISOR


- Each semester you need to meet with your advisor to approve your selected courses prior to being able to register.

WHAT IS SCHEDULE BUILDER?

- A program that helps you build your ideal schedule based on desired classes and other activities such as work or extra-curriculars
- Used in conjunction with the course schedule and your Degree Works/major pattern sheet.

HOW DO I FIND IT?

- Log in at portal.wvu.edu
- Click on Schedule Builder



SELECT A TERM

- Choose Spring 2024

Select Term

Term

Fall 2023

Spring 2024

< Cancel

✓ Save

- Click *Save*

SELECT A CAMPUS (OR TWO)

- Always choose ***WVUIT Courses (Beckley Campuses)***
- If you want to take an online course, you need to also select ***Off Campus/Online***
 - ***Do not select Online Campus Course***
- Click ***Save and Continue***

Select Campus

- Select All Campuses
- PSC Courses (Keyser Campus)
- WVU Courses (Morgantown Campuses)
- WVUIT Courses (Beckley Campuses)
- Off Campus/Online
- Online Campus Course

SET/CHANGE YOUR DEFAULTS



Course Status	Open Classes Only	<input type="button" value="Change"/>	Term	Spring 2024	<input type="button" value="Change"/>
Campuses	2 of 5 Selected	<input type="button" value="Change"/>	Parts of Term	All Parts of Term Selected	<input type="button" value="Change"/>

Course Status options:

- Open Classes Only (Default)
- Open & Full
- Open & Full w/Waitlist Open (Tech is not using Waitlists)

SET/CHANGE YOUR DEFAULTS



Course Status	Open Classes Only	<input type="button" value="Change"/>	Term	Spring 2024	<input type="button" value="Change"/>
Campuses	2 of 5 Selected	<input type="button" value="Change"/>	Parts of Term	All Parts of Term Selected	<input type="button" value="Change"/>

Parts of term:

See the whole semester and/or partial term courses

Select Parts of Term

- Select All Parts of Term
- Spring 2024 - 1st 5 Week Part of Term S/F
- Spring 2024 - 1st Half S/F Term - 8 weeks
- Spring 2024 - 2nd 5 Week Part of Term S/F
- Spring 2024 - 2nd Half S/F Term - 8 weeks
- Spring 2024 - 3rd 5 Week Part of Term S/F
- Spring 2024 - Full Term
- Spring 2024 - MED/DEN 16 Wk S/F
- Spring 2024 - MED/DENT 19 Wk S/F
- Spring 2024 - MED/DENT 1st 8 Wk S/F
- Spring 2024 - MED/DENT 2nd 8 Wk S/F

ADD BREAKS

Need to work around a practice or a meal?
Click on ***Add Break***

Courses

+ Add Course

Add the courses you wish to take for the upcoming term.

Breaks

+ Add Break

Add times during the day you do not wish to take classes.

ADD BREAKS

Add in work, meal, or practice times so classes that interfere won't be shown.

Add New Break

Breaks are times during the day that you do not wish to take classes.

Break Name

Work

Start Time

4

:

00

am

pm

End Time

9

:

00

am

pm

Days

Select Weekdays



MON



TUE



WED



THU



FRI



SAT



SUN

< Back

✓ Add Break

TIME TO BUILD!

- Click on ***Add Course***

Courses

[+ Add Course](#)

Add the courses you wish to take for the upcoming term.

Breaks

[+ Add Break](#)

Add times during the day you do not wish to take classes.

TIME TO BUILD!

- Begin typing the Subject of the course you want (Ex. ENGR) or use the dropdown and scroll to find it.

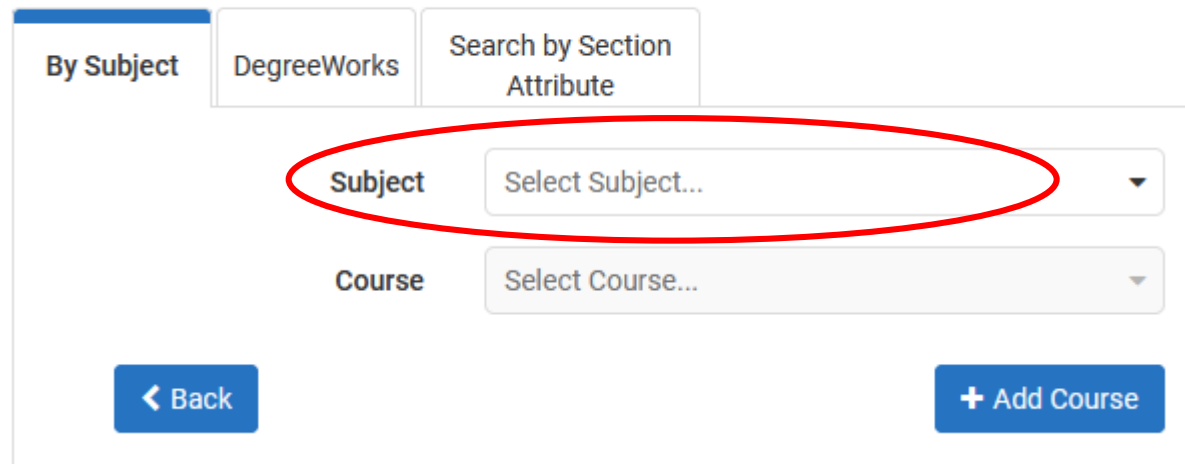
Add Courses for Spring 2024

By Subject DegreeWorks Search by Section Attribute

Subject

Course

[← Back](#) [+ Add Course](#)



CHECK PRE-REQS

- Select the Course you are looking for.
- Pre-requisite course information is in the description.
 - PR = pre-requisite
 - CONC = concurrent
- Note: Sometimes WVU and Tech PRs are different.

Add Courses for Spring 2024

By Subject DegreeWorks Search by Section Attribute

Subject ENGR - Engineering

Course |11 Software Tools for Engineers

Engineering 111 - Software Tools for Engineers

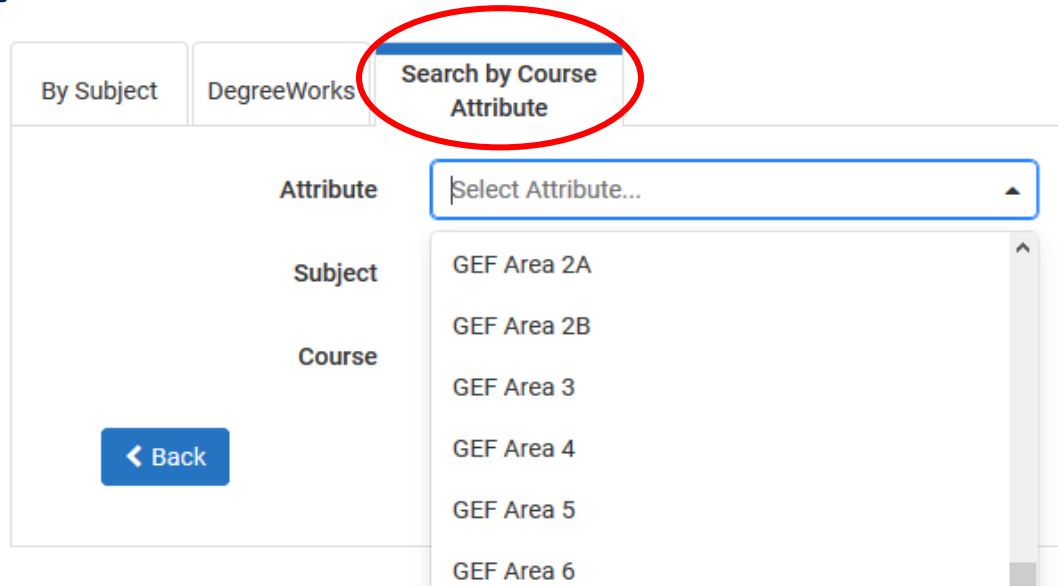
ENGR 111. Software Tools for Engineers. 3 Hr.
PR or CONC: MATH 128 or MATH 129 or MATH 155.
Use of software tools such as spreadsheets, numerical and symbolic mathematical analysis packages. Study of programming concepts and techniques. Preparation of graphs , interpolation and curve fitting, and solution of linear and non-linear simultaneous equations. Emphasis is on the application of numerical methods and software applications. Laboratory practice is... [Show More](#)

< Back + Add Course

- Next, click **Add Course**

SEARCH TIPS

- In the Add Courses Menu, you can also choose to Search by Course Attribute.



The screenshot shows a web interface for adding courses. At the top, there are three tabs: 'By Subject', 'DegreeWorks', and 'Search by Course Attribute'. The 'Search by Course Attribute' tab is highlighted with a red circle. Below the tabs, there is a dropdown menu labeled 'Attribute' with the text 'Select Attribute...' inside. The dropdown is open, showing a list of options: 'Subject', 'Course', 'GEF Area 2A', 'GEF Area 2B', 'GEF Area 3', 'GEF Area 4', 'GEF Area 5', and 'GEF Area 6'. A blue button with a left arrow and the text '< Back' is located at the bottom left of the interface.

This is helpful when looking for GEF courses.

Be sure to not select GECs.

WILD WILD WEST

Caution!

Schedule Builder will allow you to add any course to your schedule, regardless if it is one you are eligible to register for.

- Be sure to check pre-requisite information and restrictions, as well as ensure it is a class offered by Tech.
- **Tech course sections begin with a T!**

TO SELECT TECH COURSES...

- If you selected the *Off Campus/Online* campus option, you must de-select other campus' courses.

Courses

+ Add Course

Select All



ECON 201
Principles of Microeconomics



Options



HUM 102
Introduction to Western Civilization 2



Options



MATH 126
College Algebra



Options



Prerequisites

- Click *Options*









DE-SELECT OTHER COURSES

- Un-check the box next to any courses with a section that begins with something *other than a T.*

- Click ***Save & Close***

Mathematics 126 College Algebra

Please select the classes you wish to include.

Included (8 of 8)		Excluded (5)		
<input checked="" type="checkbox"/>	Section	CRN #	Component	Seats Open
<input checked="" type="checkbox"/>	 701	12170	Lecture	40
				
<input checked="" type="checkbox"/>	 P02	12275	Lecture	25
				
<input checked="" type="checkbox"/>	 T53	12287	Lecture	32
				
<input checked="" type="checkbox"/>	 T52	12292	Lecture	28
				

CLASSES OFFERED BY OTHER WVU CAMPUSES

- Tech students may take classes online through Potomac State (Keyser) or WVU Morgantown campuses.
 - Cannot register for them through Schedule Builder.
 - Must complete a Dual Campus Request form.
 - There may be additional fees associated.
 - Consult the schedule of courses to identify restrictions and requirements (ex: limited to certain majors, ranks, or different pre-requisites).

FINALIZE SELECTION

- Continue selecting courses and clicking **Add Course** until all of your desired courses appear on the *Courses* list on the right side of the page.

Add Courses for Spring 2024

By Subject DegreeWorks Search by Section Attribute

Subject SM - Sport Management

Course 275 The Olympic Games

Sport Management 275 - The Olympic Games

SM 275. The Olympic Games. 3 Hr.
An examination of the historical development of the Olympic Games from the Greek classic period (500 B.C.) to the games of the XXVI Olympiad of Atlanta in 1996.

< Back + Add Course

Courses

MATH 155 Calculus 1	⊗
CS 122 Computer Science 2	⊗
EE 101 Introduction to Electrical and Computer Engineering	⊗
ADRC 102 Adventure in Society	⊗
SM 275 The Olympic Games	⊗

- Click **Back** when all desired courses have been added.

GENERATE SCHEDULES

- Make sure **Select All** is checked in your list of Courses.
- Click ***Generate Schedules***.

The screenshot displays a user interface for selecting courses. At the top right, there is a blue button labeled '+ Add Course'. Below this is a section titled 'Courses' containing a list of course entries. Each entry includes a checkbox, the course ID and name, and a set of action icons (gear for options, 'i' for info, lock, and 'x' for delete). The 'Select All' checkbox at the top of the list is circled in red. Below the course list, there is a section titled 'Schedules' with a blue button labeled 'Generate Schedules'. A red arrow points from the text 'Click ***Generate Schedules***' in the list above to this button.

Courses					
<input checked="" type="checkbox"/>	Select All				
<input checked="" type="checkbox"/>	ADRC 102 Adventure in Society	Options	i	Lock	x
<input checked="" type="checkbox"/>	CS 122 Computer Science 2	Options	i	Lock	x
Prerequisites					
<input checked="" type="checkbox"/>	EE 101 Introduction to Electrical and Computer Engineering	Options	i	Lock	x
<input checked="" type="checkbox"/>	MATH 155 Calculus 1	Options	i	Lock	x
Prerequisites					
Schedules					
Generate Schedules					




REVIEW SCHEDULES

- Click ***View*** to see the schedule.

Schedules

[Generate Schedules](#)

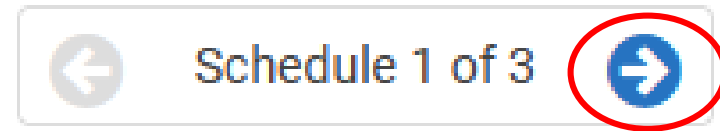
Generated 3 Schedules

View	1		<input type="checkbox"/>	102-AD
View	2		<input type="checkbox"/>	102-AD
View	3		<input type="checkbox"/>	102-AD

Note: Hovering above the magnifier only provides a preview.

REVIEW SCHEDULES

- You can now scroll through the schedule options using your keyboard
◀ ▶ arrow keys.



- Or, at the top right, you can click on the arrow to see the next schedule.



TOO MANY CHOICES?

- Click ***Back***
- Narrow results by clicking ***Options***.



Courses

Select All



ECON 201
Principles of Microeconomics

 Options 

HUM 102
Introduction to Western Civilization 2

 Options 

MATH 126
College Algebra







 Options 

[Prerequisites](#)



NARROW DOWN YOUR OPTIONS














- Un-check the box beside any course sections offered at times you are not interested in.

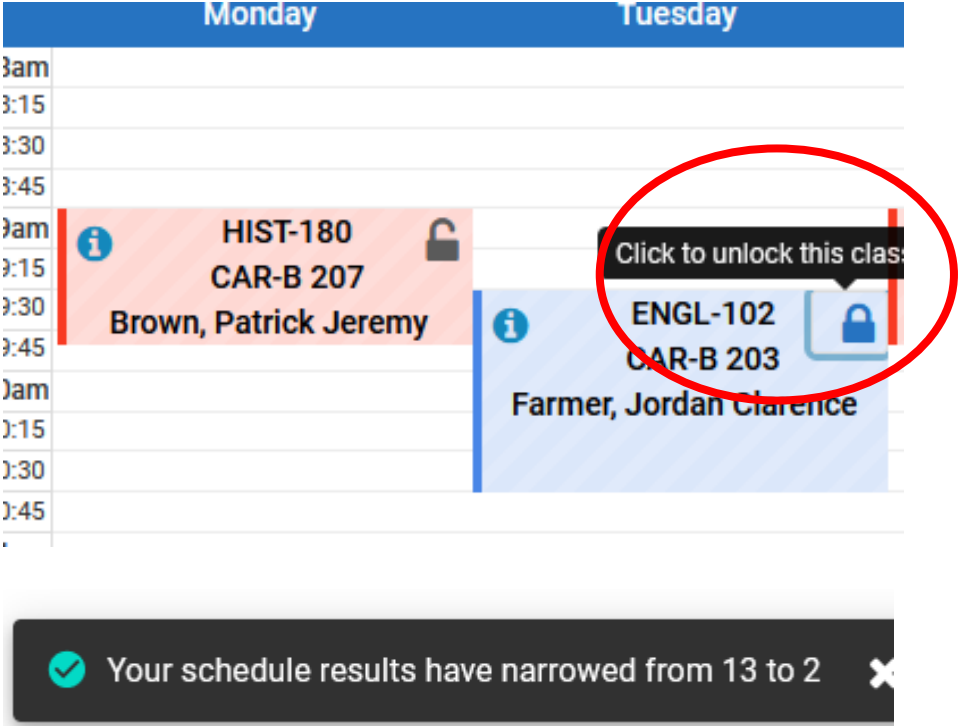
<input checked="" type="checkbox"/>	Section	CRN #	Component	Seats Open	Max Enrollment	Waitlist Seats Open	Instructor	Day(s) & Location(s)	Campus	Credits
<input checked="" type="checkbox"/>	 T01	10931	Lecture	36	36	0	Munasinghe, Ranjith A	MWF 11:00am - 11:50am - INN-B 311	WVUIT Courses (Beckley Campuses)	4
	Prerequisites									
<input checked="" type="checkbox"/>	 T04	11763	Laboratory	12	12	0	Munasinghe, Ranjith A	T 2:00pm - 3:50pm - CAR-B 210	WVUIT Courses (Beckley Campuses)	0
	Prerequisites									
<input checked="" type="checkbox"/>	 T01	10931	Lecture	36	36	0	Munasinghe, Ranjith A	MWF 11:00am - 11:50am - INN-B 311	WVUIT Courses (Beckley Campuses)	4
	Prerequisites									
<input checked="" type="checkbox"/>	 T05	12041	Laboratory	12	12	0	Alaqqad, Waseem Qadri Abd Alrahi	W 2:00pm - 3:50pm - CAR-B 205	WVUIT Courses (Beckley Campuses)	0
	Prerequisites									
<input checked="" type="checkbox"/>	 T01	10931	Lecture	36	36	0	Munasinghe, Ranjith A	MWF 11:00am - 11:50am - INN-B 311	WVUIT Courses (Beckley Campuses)	4
	Prerequisites									
<input checked="" type="checkbox"/>	 T03	14139	Laboratory	12	12	0	Naz, Afrin	W 2:00pm - 3:50pm - CAR-B 208	WVUIT Courses (Beckley Campuses)	0
	Prerequisites									

- Click ***Save & Close*** to return to the previous page.
- Click ***Generate Schedules***.

STILL TOO MANY CHOICES?

- When viewing a schedule, click the lock either in the top of the page or in the schedule itself to choose a section you prefer

	Status	CRN #	Section	Subject	Course
  	Not Enrolled	10919	T01	BIOL	112
	Not Enrolled	11749	T04	BIOL	112
  	Not Enrolled	10974	T01	ENGL	102
Prerequisites					
  	Not Enrolled	10981	T02	HIST	180
  	Not Enrolled	10952	T03	MATH	128
Prerequisites					



Monday Tuesday

3am

3:15

3:30

3:45

3am

3:15

3:30

3:45

3am

3:15

3:30

3:45

HIST-180
CAR-B 207
Brown, Patrick Jeremy

ENGL-102
CAR-B 203
Farmer, Jordan Clarence

Click to unlock this class

✔ Your schedule results have narrowed from 13 to 2

SEND IT TO YOUR CART

Once you have identified your preferred schedule, click














Send to Shopping Cart.

Potential Schedule for Spring 2024

< Back

Send to Shopping Cart

You are viewing a potential schedule only and you must still register.

	Status	CRN #	Section	Subject	Course	Seat Open
  	Not Enrolled	12059	T01	ADRC	102	25
  	Not Enrolled	10931	T01	CS	122	36
				Prerequisites		
	Not Enrolled	11763	T04	CS	122	12
				Prerequisites		
  	Not Enrolled	13905	T01	EE	101	24
  	Not Enrolled	10953	T01	MATH	155	36
				Prerequisites		

WANT TO MAKE A CHANGE?

Click ***Build Schedule*** to go back and make changes.

[Build Schedule](#) [Shopping Cart \(5\)](#) [Current Schedule \(0\)](#) [Help](#) [Sign out](#)

Shopping Cart for Spring 2024

[Edit Cart](#) [Register](#)

Status	CRN #	Section	Subject	Course	Seats Open	Location	Campus	Credits	Instructor
--------	-------	---------	---------	--------	------------	----------	--------	---------	------------

LAST STEP

Please Confirm

Confirm that you want to register this schedule by clicking "Continue" below.

Cancel

ERROR RESOLUTION

Common errors and resolutions are provided on the WVU Registrar's site <https://registrar.wvu.edu/registration/registration-errors-messages>

Most common is a Level Restriction error.

1. Check the Section number
 - Tech sections begin with T
 - PSC sections start with a P
 - WVU sections start with a number
2. Select a Tech section
3. Or, if Tech doesn't offer the course you need, go to the Registrar's webpage. www.techregistrar.wvutech.edu
 - Go to Forms
 - Select the **WVU System Visiting/Dual Campus form**
 - Click on the form and save it to your device
 - Submit a Ticket for approval

If you can't figure out why you're getting the error, reach out to your advisor.

STAY ORGANIZED

- Take a screen shot and update your pattern sheet.
- Remember the schedule still may change.
- Be sure to look up your schedule in STAR at the start of the spring semester and throughout Add/Drop week.

QUESTIONS?

Thank you!